

A large, light gray circle is centered on the page. Inside this circle, the text "OWN THE WORLD." is written in a dark blue, serif font. The word "OWN" is on the top line, and "THE WORLD." is on the bottom line. The circle is surrounded by a cloud of small, gold-colored dots of varying sizes. A thick, light gray diagonal band runs from the bottom left towards the top right, passing behind the central circle. On the right side of the page, a solid gold circle is partially visible.

OWN[®]
THE WORLD.

Overview

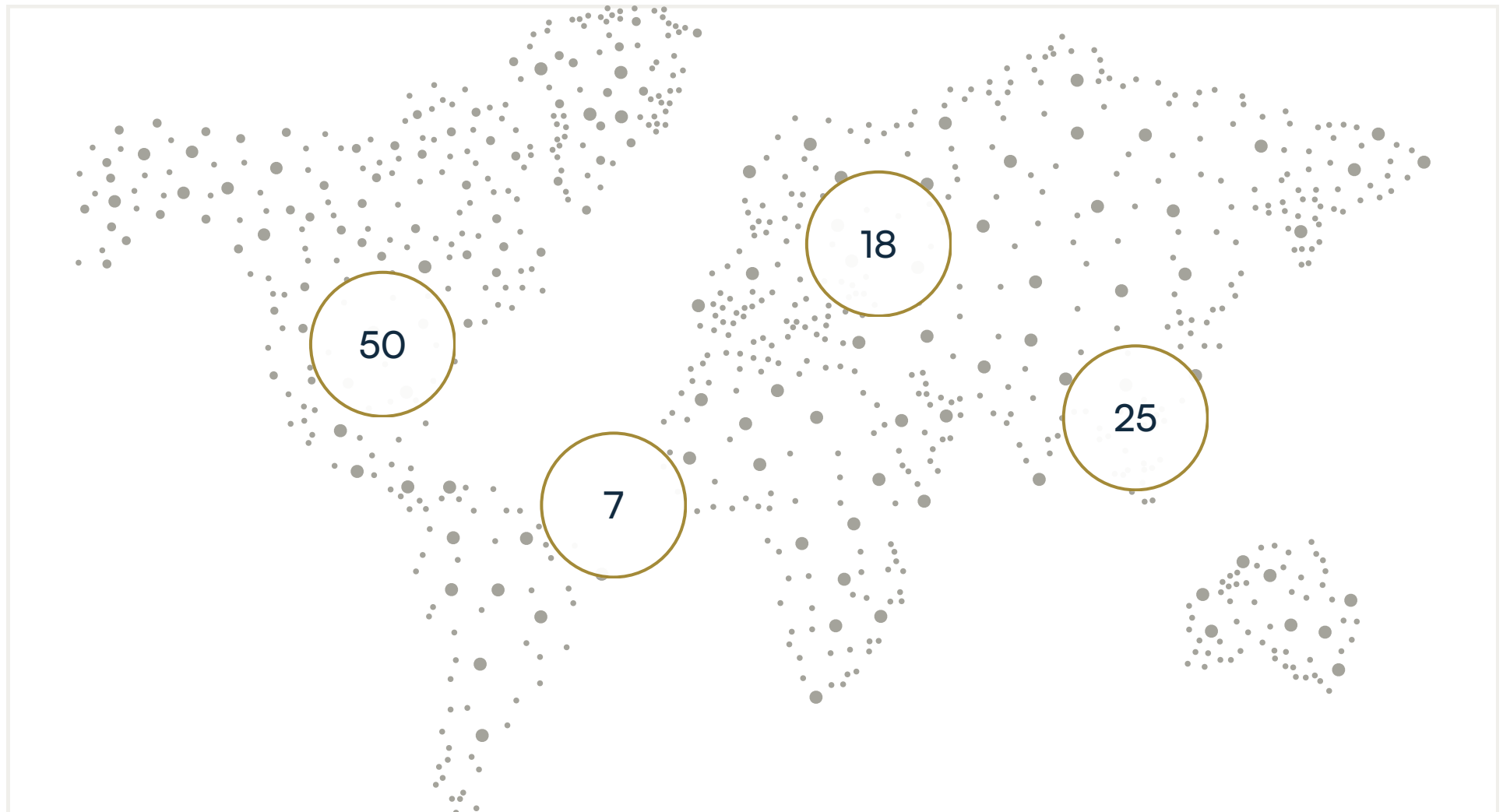
- India's only Global Multi-Asset portfolio ★★★★★
- Tax-prudent compounding for prudent families across the world
- Own the World and outperform the world across all economic seasons

One portfolio for all economic seasons



Portfolio revenue spans all major regions of the world...

Weighted average revenue as percent of total, December 31, 2025



...and spans 5 core themes

1

DIGITAL



2

HEALTH



3

LIFESTYLE



4

ALTERNATIVES



5

YIELD



Select holdings by core theme since 2011

DIGITAL



Alphabet

amazon

ASML

美团 Meituan

mercado
libre

NVIDIA



HEALTH



Abbott



illumina



ThermoFisher
SCIENTIFIC



LIFESTYLE



ChristianDior

ESTÉE LAUDER

L'ORÉAL
GROUPE



DIAGEO



IDEXX
LABORATORIES

ALTERNATIVES



Brookfield

KKR

APOLLO

IEQT

Houlihan Lokey



Franco Nevada

YIELD



abbvie


T.RowePrice®



FEMSA



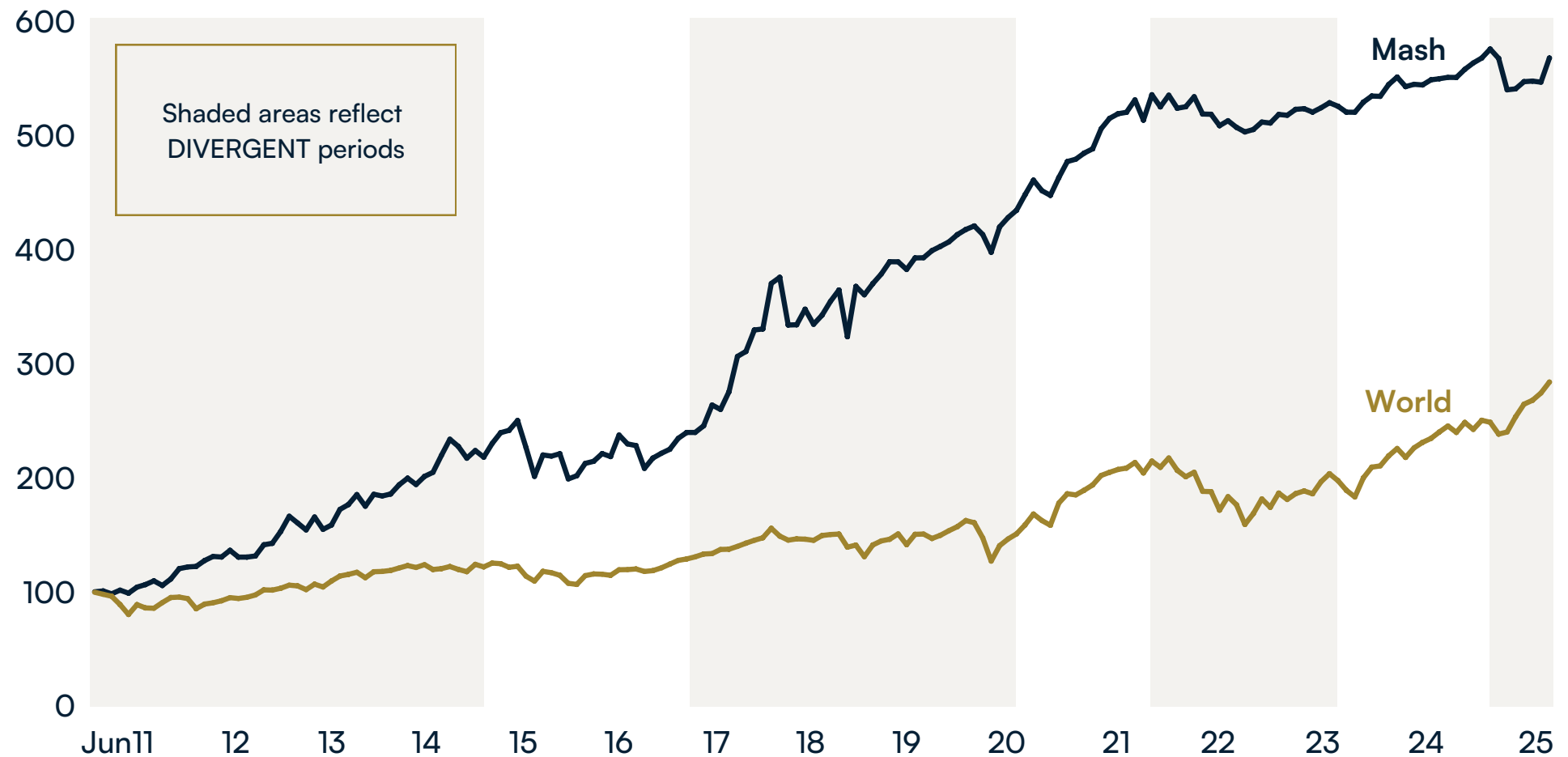
Returns across multiple cycles have been consistent...



Note. Returns are before taxes but after fees and brokerage expenses. Numbers highlighted in the circle are average 5y rolling returns since inception on May 26, 2011. Mash is Mash Global Multi-Asset, World is the MSCI All-Country World equity index (ACWI)

...and routinely divergent - that's real diversification

Return profile of USD 100 invested, May 26, 2011 to December 31, 2025



Adding Mash to your Core creates a superior portfolio

Monthly returns since 2011, USD	India, USD	50:50 Blend	Mash Global, USD
Average returns	0.6%	0.9%	1.1%
Average standard deviation	6.1%	3.7%	3.9%
Maximum drawdown	-25.4%	-10.2%	-11.2%

50%
Higher Returns

+

40%
Lower volatility

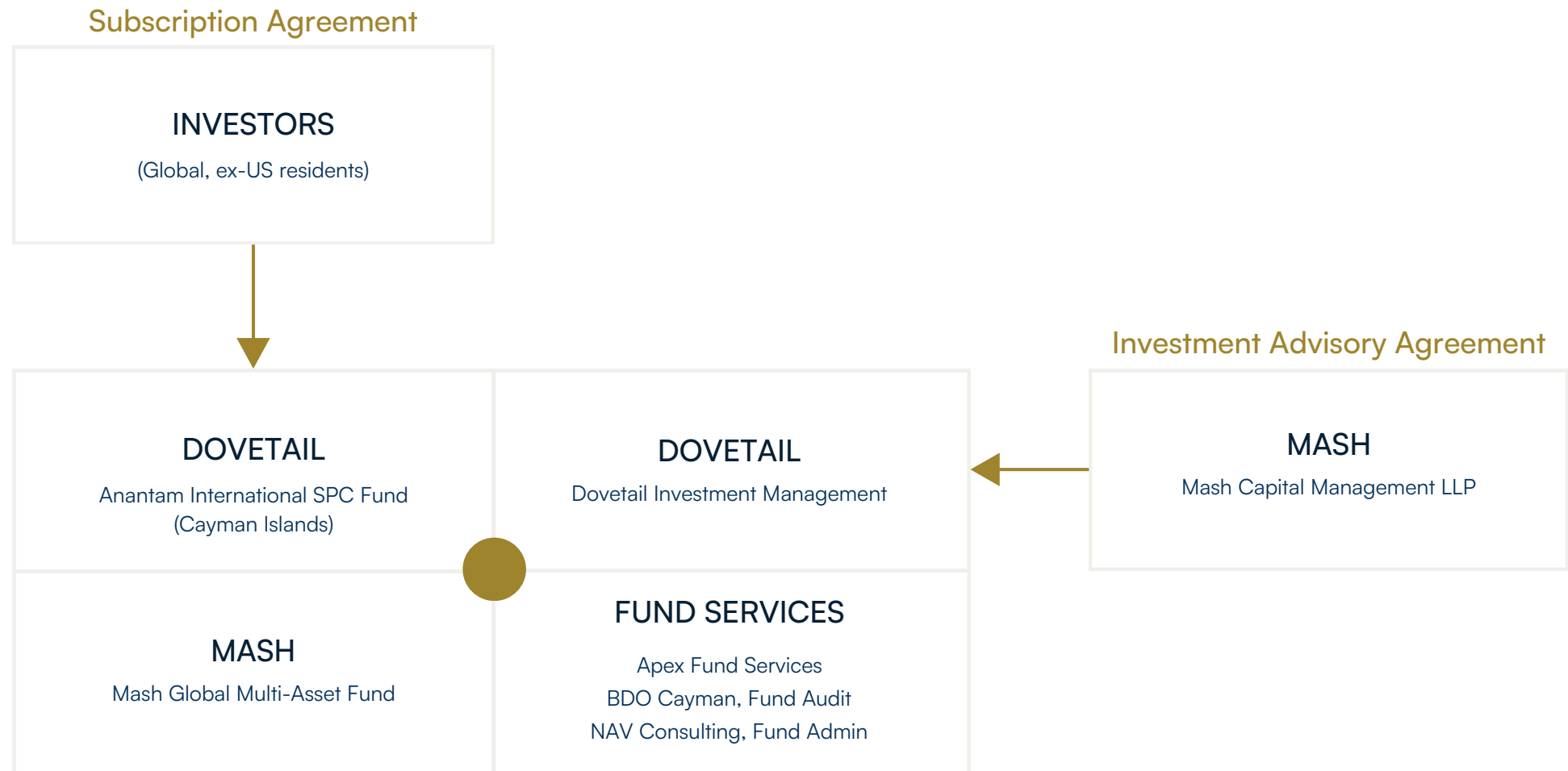
+

60%
Lower drawdowns

=

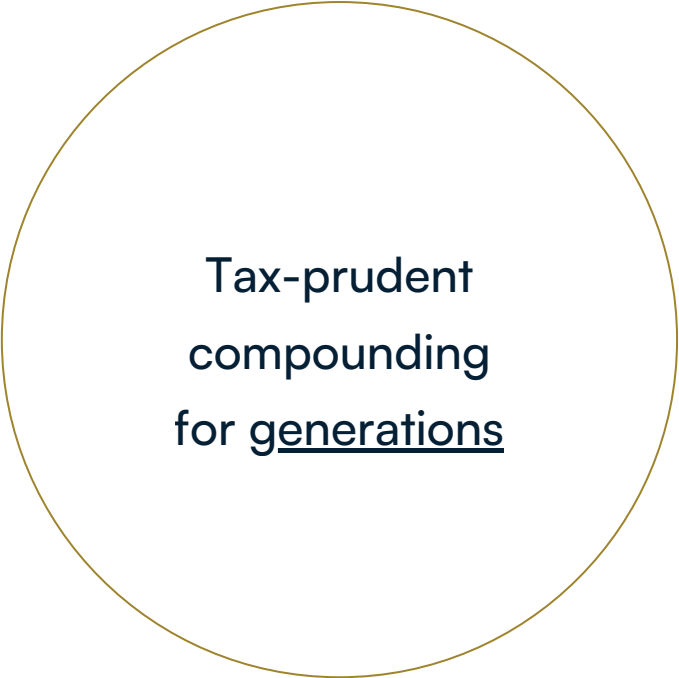


Mash Global Multi-Asset Fund structure...



...offers meaningful advantages to prudent families

- Estate tax shield
- Income tax benefits
- GST exemption (for Indian investors)
- Downside protection
- Joint subscription



Tax-prudent
compounding
for generations



**DEDICATED TO PRUDENT
FAMILIES ACROSS THE WORLD.**